

Sapa Mentari

Sajian Pagi Menu Trading dari BRI Danareksa Sekuritas



Disclaimer

The information contained in this report has been taken from sources which we deem reliable. However, none of BRI Danareksa Sekuritas and/or its affiliated companies and/or their respective employees and/or agents makes any representation or warranty (express or implied) or accepts any responsibility or liability as to, or in relation to, the accuracy or completeness of the information and opinions contained in this report or as to any information contained in this report or any other such information or opinions remaining unchanged after the issue thereof.

We expressly disclaim any responsibility or liability (express or implied) of BRI Danareksa Sekuritas, its affiliated companies and their respective employees and agents whatsoever and howsoever arising (including, without limitation for any claims, proceedings, action, suits, losses, expenses, damages or costs) which may be brought against or suffered by any person as a result of acting in reliance upon the whole or any part of the contents of this report and neither BRI Danareksa Sekuritas, its affiliated companies or their respective employees or agents accepts liability for any errors, omissions or misstatements, negligent or otherwise, in the report and any liability in respect of the report or any inaccuracy therein or omission there from which might otherwise arise is hereby expressly disclaimed.

The information contained in this report is not to be taken as any recommendation made by BRI Danareksa Sekuritas or any other person to enter into any agreement with regard to any investment mentioned in this document. This report is prepared for general circulation. It does not have regard to the specific person who may receive this report. In considering any investments you should make your own independent assessment and seek your own professional financial and legal advice.



SR015

#InvestasiRakyatPenuhManfaat

Masa Penawaran :
20 Agustus - 15 September 2021

Dapatkan Cashback Sampai Dengan
Rp. 3 Juta
*Syarat dan Ketentuan Berlaku

Tingkat Imbalan
5.10% per tahun

Minimum Pemesanan : Rp. 1 Juta dan Kelipatan
Maksimum Pemesanan : Rp. 3 Miliar

Pilihan Berharga
UNTUK BANGKIT BERSAMA

Pesan Sekarang, Klik :

sbn.danareksaonline.com

INFO PENTING RIGHT ISSUE BBRI



bit.ly/PengertianRightIssue

bit.ly/tebusrbri-dibrds

bit.ly/KupasTuntas-RI-BBRI



KEY INDEX PERFORMANCE

| | Price | 1D | 1W | 1M | YTD |
|-----------------------------|-----------|--------|--------|--------|---------|
| IDX | 6,129.10 | 0.67% | 0.27% | -0.17% | 2.51% |
| LQ45 | 870.30 | 0.55% | -0.12% | 2.22% | -6.91% |
| Global | | | | | |
| Dow Jones | 34,577.57 | -0.84% | -1.49% | -2.64% | 12.97% |
| S&P 500 | 4,443.05 | -0.57% | -1.70% | -0.56% | 18.29% |
| Nasdaq | 15,037.8 | -0.45% | -2.19% | 1.45% | 16.68% |
| EIDO, VIX & DXY | | | | | |
| EIDO | 21.62 | 0.70% | 0.19% | 4.14% | -7.69% |
| VIX | 19.46 | 0.46% | 7.28% | 25.95% | -14.46% |
| DXY | 92.64 | -0.01% | 0.14% | 0.14% | 3.06% |
| Asean & Regional | | | | | |
| Thailand (SET) | 1,623.84 | -0.61% | -0.77% | 6.25% | 12.04% |
| Philippines (PSI) | 6,920.36 | -0.69% | 0.11% | 9.50% | -3.07% |
| Malaysia (KLIC) | 1,555.51 | -0.93% | -1.77% | 3.35% | -4.41% |
| Vietnam (VN) | 1,339.70 | -0.13% | -0.16% | -1.28% | 21.36% |
| China (SSEC) | 3,662.60 | -1.42% | -0.38% | 4.16% | 5.46% |
| Hong Kong (HSI) | 25,502.23 | -1.21% | -3.23% | -3.37% | -6.35% |
| Singapore (STI) | 3,081 | 0.22% | -0.88% | -2.05% | 8.34% |
| Japan (N225) | 30,670.10 | 0.73% | 2.52% | 9.63% | 11.75% |
| Korea (KS11) | 3,148.83 | 0.67% | -1.21% | -0.71% | 9.58% |
| Taiwan (TWII) | 17,434.90 | -0.07% | 0.03% | 2.67% | 18.34% |
| India (NSE) | 17,380.00 | 0.14% | 0.10% | 5.15% | 24.30% |

CURRENCY AND BOND YIELD

| | Rate | 1D | 1W | 1M | YTD |
|---------------------------|--------|--------|--------|--------|--------|
| USD/IDR | 14,247 | -0.02% | 0.26% | -0.96% | 1.41% |
| USD/JPY | 109.71 | -0.24% | -0.51% | 0.13% | 6.27% |
| EUR/USD | 1.180 | -0.04% | -0.29% | 0.12% | -3.34% |
| GBP/USD | 1.380 | -0.20% | 0.19% | -0.40% | 0.99% |
| Indonesia 10-Year (%) | 6.171 | 0.15% | 1.88% | -2.32% | 4.86% |
| United States 10-Year (%) | 1.284 | -3.19% | -6.73% | 0.05% | 40.10% |

HARD & SOFT COMMODITY

| | Price | 1D | 1W | 1M | YTD |
|-------------|-----------|--------|--------|---------|---------|
| Nickel | 19,597.50 | -0.62% | 0.28% | -0.43% | 18.15% |
| Coal | 177.45 | -0.03% | 0.14% | 5.56% | 121.67% |
| Gold | 1,805.85 | 0.65% | 0.42% | 1.56% | -5.24% |
| Silver | 23.86 | 0.28% | -2.10% | 0.81% | -10.26% |
| Copper | 4.314 | -1.20% | 0.78% | -1.75% | 22.34% |
| Tin | 33,567.50 | 0.57% | 5.19% | -5.36% | 65.24% |
| Soy Bean | 1,282.00 | -0.29% | 0.23% | -6.20% | -2.16% |
| Soy Oil | 56.88 | 1.94% | -1.52% | -10.59% | 31.27% |
| Wheat | 183.00 | 0.00% | -2.48% | -6.15% | -7.81% |
| Sugar | 484.70 | 4.35% | 0.44% | -1.30% | 15.16% |
| Pulp | 6,244.0 | 0.19% | 0.74% | -0.67% | 8.21% |
| Rubber | 161.40 | 0.00% | -0.80% | -7.77% | 7.39% |
| Corn | 521.25 | 4.93% | 5.14% | -8.81% | 7.70% |
| Palm Oil | 4340 | 0.51% | -0.17% | 1.92% | 18.66% |
| Oil (Brent) | 73.93 | 0.57% | 3.12% | 4.73% | 42.72% |
| Oil (WTI) | 70.77 | 0.45% | 3.42% | 3.29% | 45.69% |

Source : investing.com, Barchart



FOKUS HARI INI

*Rekomendasi kami pada halaman ini menggunakan proyeksi 1 tahun buku, kecuali ada update perkembangan selanjutnya.

▶ Astra Internasional (ASII, BUY – TP 7500) : Strong Car Sales with Solid Market Share

Penjualan mobil oleh ASII mengalami kenaikan menjadi 46,729unit (+41.7% MoM) ditopang oleh penjualan Daihatsu (+55.2% MoM). Sehingga *market share* di Agustus21 pun membaik menjadi 56.1% (vs Juli : 49.5%). Kami secara konservatif berasumsi *market share* dapat terjaga di level 52% untuk FY21 dan FY22.

Full Report : [Klik Disini](#)

▶ HM Sampoerna (HMSP, Maintain HOLD – TP 1100) : Improvements Seen but Challenges Remain

HMSP melaporkan perbaikan *market share* untuk kategori produk *tier-1* pada 1H21 menjadi 39.4% (vs : 38.2%) yang ditopang oleh pertumbuhan Sampoerna A (+0.5%), DSS Magnum (+0.4%), dan SKT Sampoerna (0.3%). Dengan kenaikan cukai sebanyak *double digit* di 2020 & 2021, maka HMSP berharap kenaikan pada 2022 akan lebih *moderat*. Sebagai informasi, detail peraturan terkait cukai baru akan diumumkan Oktober mendatang oleh Kemenkeu dan kami tetap berpendapat kenaikannya dapat mencapai *double digit*.

Full Report : [Klik Disini](#)

▶ Gudang Garam (GGRM, Downgrade SELL – TP 28600) : More Headwind Ahead

GGRM melaporkan volume penjualan yang membaik pada 1H21 menjadi +7.3% YoY yang ditopang oleh segmen SKM (+8.1% YoY) sementara segmen SKT mengalami penurunan menjadi -2.2% YoY. Dengan adanya kenaikan cukai, GGRM berencana untuk meningkatkan ASP pada April, Mei, Juli dan Sept21. Berdasarkan kalkulasi kami, GGRM harus menaikkan ASP sebesar rata-rata 10% untuk *pass on* kenaikan cukai pada 2021.

Full Report : [Klik Disini](#)

▶ Chandra Asri Petrochemical (TPIA) : Aksi Right Issue

TPIA mengumumkan bahwa SCG Chemical menambah kepemilikannya melalui *right issue* yang telah dilaksanakan sebanyak 1.159bn lembar saham di harga IDR4,082. Sehingga total dana yang dikeluarkan oleh SCG adalah sebesar IDR4.73tn. Dengan pembelian ini, SCG Chemical memegang 30.57% kepemilikan dengan total 6.61bn lembar saham.
(Source : Bisnis Indonesia)

▶ Allo Bank Indonesia (BBHI) : Rencana Right Issue

BBHI berencana untuk meminta persetujuan *right issue* pada RUPSLB yang akan digelar 15 Oktober 2021 mendatang. Rencananya BBHI akan melepas 11bn lembar saham baru dengan harga yang baru akan ditetapkan ketika RUPSLB mendatang. Dana yang dihimpun akan digunakan untuk penambahan modal agar memenuhi kriteria KBMI 2 yang ditetapkan oleh OJK tentang bank umum yang wajib memiliki modal inti lebih dari IDR6tn.
(Source : Kontan)



Trading Ideas

oleh Hadyatma Dahna Marta – Technical Expert BRIDS

Composite Daily



| S2 | S1 | R1 | R2 |
|------|------|------|------|
| 6080 | 6116 | 6136 | 6167 |

Last Price: 6129

- IHSG diprediksi bergerak mixed cenderung melemah terbatas
- Indikator MACD negatif konsolidasi
- Indikator Stochastic netral menguat
- Indikator RSI netral menguat

MDKA – Buy On Weakness



| TP1 | TP2 | SL1 | SL2 |
|------|------|------|------|
| 2820 | 2890 | 2680 | 2630 |

Last Price: 2740

Trading Range : 2630-2890

- Volume transaksi stabil dibawah rata-rata
- Indikator MACD positif melemah
- Stochastic netral netral melemah
- Indikator RSI etral melemah

TINS – Buy On Weakness



| TP1 | TP2 | SL1 | SL2 |
|------|------|------|------|
| 1520 | 1535 | 1485 | 1470 |

Last Price : 1500

Trading Range : 1470 - 1535

- Volume transaksi stabil
- Indikator MACD positif melemah
- Indikator Stochastic netral melemah
- Indikator RSI netral melemah

AKRA – Trading Buy



| TP1 | TP2 | SL1 | SL2 |
|------|------|------|------|
| 3950 | 4000 | 3820 | 3740 |

Last Price : 3900

Trading Range : 3740 - 4000

- Indikator volume transaksi stabil meningkat
- Indikator MACD negatif melemah
- Indikator Stochastic netral menguat
- Indikator RSI netral menguat

MNCN – Sell



| TP1 | TP2 | SL1 | SL2 |
|-----|-----|-----|-----|
| 845 | 830 | 885 | 905 |

Last Price: 860

Trading Range : 830 - 905

- Volume transaksi meningkat diatas rata-rata
- Indikator MACD positif melemah
- Indikator Stochastic netral melemah
- Indikator RSI netral melemah

BDMN – Sell



| TP1 | TP2 | SL1 | SL2 |
|------|------|------|------|
| 2420 | 2400 | 2480 | 2520 |

Last Price : 2440

Trading Range : 2400 - 2520

- Volume transaksi stabil dibawah rata-rata
- Indikator MACD negatif menguat
- Indikator Stochastic netral melemah
- Indikator RSI netral melemah

STOCK PICK

| TREND TRADE | | | | | | |
|-------------|--------|------------|------------|--------------|-----------|-------------------------------------|
| Code | Action | Call Price | Last Price | Target Price | Stop Loss | Remarks |
| BBTN | BUY | 1.425 | 1.415 | 1.635 | 1.300 | Cup and Handle Pattern Day 20 |
| BSDE | BUY | 1.010 | 990 | 1.100 | 930 | Double Bottom Day 6 |
| TKIM | BUY | 7.625 | 7.625 | 9.000 | 6.700 | Inverted Head and Shoulder Day 5 |
| HRUM | BUY | 5.275 | 5.150 | 6.000 | 4.800 | Rebound From Lower Day 3 |

Catatan:

Trend Trade/Minor Trend memiliki rentang waktu hold position dalam 30 hari.*rekomendasi baru
Call Price adalah harga pada saat rekomendasi dikeluarkan

| SWING TRADE | | | | | | |
|-------------|--------|------------|------------|--------------|-----------|------------------------------------|
| Code | Action | Call Price | Last Price | Target Price | Stop Loss | Remarks |
| PTBA | BUY | 2.190 | 2.370 | 2.400 | 2.050 | Rebound From Lower Day 9 |
| INCO | BUY | 5.100 | 5.025 | 5.600 | 4.700 | Potentially Double Bottom Day 8 |
| CPIN | BUY | 6.675 | 6.600 | 7.500 | 6.000 | Potentially Triple Bottom Day 3 |

Catatan:

Swing Trade memiliki rentang waktu hold position dalam 3-10 hari.*rekomendasi baru
Call Price adalah harga pada saat rekomendasi dikeluarkan





















| DAY TRADE | | | | | | | | | | |
|-----------|------|------------|----------|-----|--------|--------|-------|-------|-------|-------|
| NO | CODE | LAST PRICE | PREV DAY | Δ | % CHG | ACTION | TP1 | TP2 | SL1 | SL2 |
| 1 | MDKA | 2740 | 2810 | -70 | -2,49% | BUY | 2.820 | 2.900 | 2.680 | 2.630 |
| 2 | TINS | 1500 | 1515 | -15 | -0,99% | BUY | 1.485 | 1.470 | 1.520 | 1.535 |
| 3 | AKRA | 3900 | 3780 | 120 | 3,17% | BUY | 3.950 | 4.000 | 3.820 | 3.740 |
| 4 | ELSA | 288 | 282 | 6 | 2,13% | BUY | 296 | 302 | 282 | 276 |
| 5 | DMAS | 195 | 193 | 2 | 1,04% | BUY | 197 | 198 | 193 | 190 |
| 6 | BSDE | 990 | 970 | 20 | 2,06% | BUY | 1.005 | 1.015 | 975 | 960 |
| 7 | BFIN | 1080 | 1070 | 10 | 0,93% | BUY | 1.110 | 1.140 | 1.060 | 1.040 |
| 8 | TLKM | 3440 | 3350 | 90 | 2,69% | BUY | 3.480 | 3.520 | 3.370 | 3.310 |
| 9 | MNCN | 860 | 885 | -25 | -2,82% | SELL | 845 | 830 | 885 | 905 |
| 10 | BDMN | 2440 | 2470 | -30 | -1,21% | SELL | 2.420 | 2.400 | 2.480 | 2.520 |
| 11 | PNBS | 104 | 105 | -1 | -0,95% | SELL | 103 | 102 | 106 | 108 |
| 12 | KRAS | 515 | 520 | -5 | -0,96% | SELL | 505 | 498 | 530 | 540 |
| 13 | INCO | 5025 | 5075 | -50 | -0,99% | SELL | 4.990 | 4.950 | 5.075 | 5.125 |
| 14 | KAEF | 2340 | 2350 | -10 | -0,43% | SELL | 2.330 | 2.320 | 2.360 | 2.380 |
| 15 | MSIN | 525 | 550 | -25 | -4,55% | SELL | 510 | 498 | 550 | 570 |

Keterangan Day Trade Stock Pick :

1. Data kumpulan saham diambil dari BRIDS Technical Universe
2. Data diurutkan berdasarkan value transaksi terbesar selama 20 hari bursa terakhir
3. SL1 (Stop Loss 1) = Batas bawah pertama yang direkomendasikan untuk melakukan CUT LOSS
4. SL2 (Stop Loss 2) = Batas bawah kedua yang direkomendasikan untuk melakukan CUT LOSS
5. TP1 (Target Price 1) = Batas atas pertama yang direkomendasikan untuk melakukan TAKE PROFIT
6. TP2 (Target Price 2) = Batas atas kedua yang direkomendasikan untuk melakukan TAKE PROFIT



Sales Team

Deni Herdiana*Head - Retail Customer Distribution* deni.herdiana@bridanareksasekuritas.co.id (021) 50914100**I Wayan Satia Jaya***Branch Manager - Coordinator* Palembang, Depok satia@bridanareksasekuritas.co.id (021) 78849149**Rudy Ruslim***Branch Manager* Mangga Dua rudyr@bridanareksasekuritas.co.id (021) 62301988**Upik Yuzarni***Branch Manager* Pondok Indah upik_y@bridanareksasekuritas.co.id (021) 29555777**Maryadi Suwondo***Branch Manager* Bandung maryadi@bridanareksasekuritas.co.id (022) 860 210 30**Yahuda Nawa Yanukrisna***Branch Manager* Yogyakarta, Solo, Semarang yahuda@danareksa.com (0274) 551181**Rachma Yudyawati***Branch Manager* Surabaya, Malang rachma@bridanareksasekuritas.co.id (031) 5345888**Martha Hidayat***Branch Manager* Medan marthah@bridanareksasekuritas.co.id (061) 4528100**Umar Bin Aziz***Branch Manager* Makassar umarba@bridanareksasekuritas.co.id (0411) 8114011